

ANGLE BRACKET TYPE 40 / TYPE 45



Art. No.	Type	Dimensions [mm]							n <sup>1</sup>		n <sup>2</sup>		EAN	Weight	Pallet	PU
		H	x	L	x	W	x	D	Ø 5	Ø 11	0769	4019346				
543	40/50	50	x	50	x	40	x	2.5	8	2	ETA-09/0322	110058	0.069	10500	150	
645	45/60	60	x	60	x	45	x	2.5	12	2	ETA-09/0322	110232	0.093	3500	50	
993	40/90	90	x	90	x	40	x	3.0	16	4	ETA-09/0322	110065	0.148	5100	100	

n<sup>1</sup> = Number of holes, timber | n<sup>2</sup> = Number of holes, concrete

The GH angle brackets Type 40 / Type 45 are strong equal leg angle connectors. The area of application is where the requirements regarding the force to be connected are not very high.

E.g. in structural framework or timber on timber, timber on steel, timber on concrete. The GH angle bracket 50/50/40/2.5 is our smallest standard angle connector.

For fixing with GH connector nails (page 89), GH screws (page 90).  
Made of hot-dip galvanised sheet steel t = 2.5 or 3 mm.




40/50



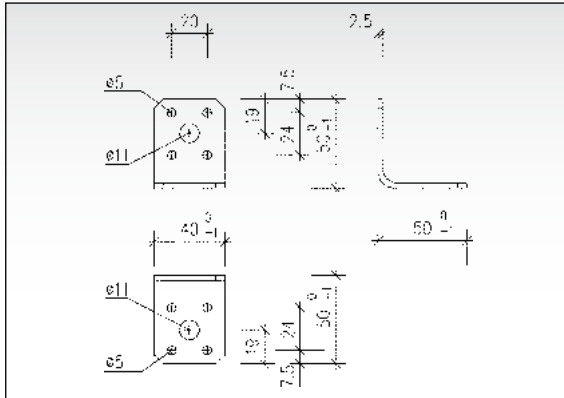
45/60



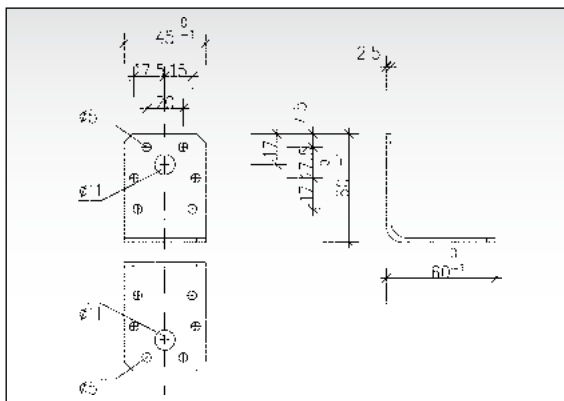
40/90



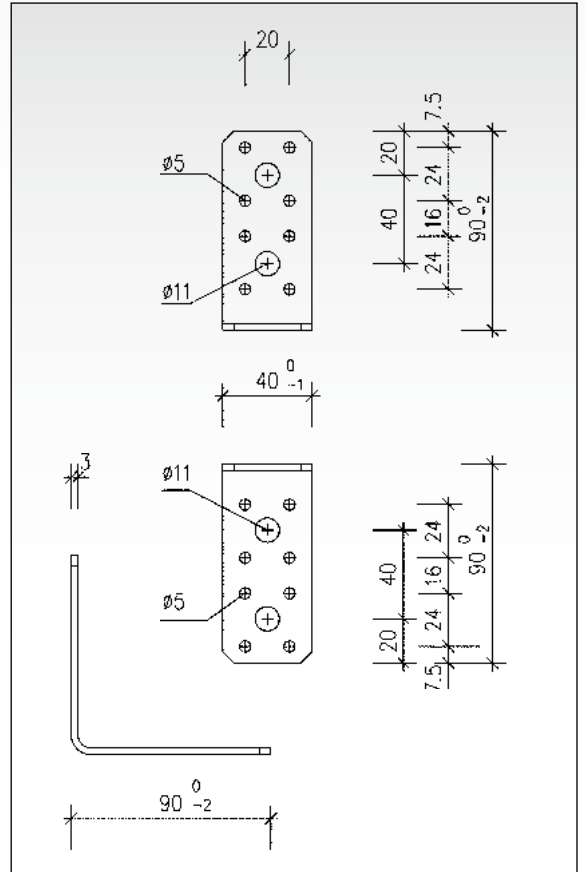
40/90



40/50



45/60



40/90

