


- 1 Metre marking
- 2 25 % lower weight
- 3 Higher tensile strength
- 4 CE approval
- 5 galvanised edges\*



## WIND BRACING STRIP TYPE Z WITH WIND BRACING APPROVAL



| Art. No. | Dimensions [mm] |   |       |   |     | EAN      | Weight | Pallet | PU |   |
|----------|-----------------|---|-------|---|-----|----------|--------|--------|----|---|
|          | W               | x | L     | x | D   |          |        |        |    |   |
|          |                 |   |       |   |     | 0769     |        |        |    |   |
| 4215     | 40              | x | 25000 | x | 1.5 | EN 14545 | 017852 | 10.300 | 30 | 1 |
| 4515     | 40              | x | 50000 | x | 1.5 | EN 14545 | 140055 | 20.100 | 30 | 1 |
| 6515     | 60              | x | 50000 | x | 1.5 | EN 14545 | 140062 | 32.150 | 20 | 1 |
| 8215     | 80              | x | 25000 | x | 1.5 | EN 14545 | 140079 | 20.100 | 10 | 1 |
| 453      | 40              | x | 50000 | x | 3.0 | EN 14545 | 140017 | 40.500 | 10 | 1 |



- GH wind bracing strip Type Z**
- With building control approval
  - Metre marking from 1 – 50 metres\*
  - Installation without measuring tape
  - Work facilitated by low weight

- 25 % less weight (freight cost savings)
- Easy unrolling and tensioning
- Suitable for existing unwinders and tensioning systems, page 133.

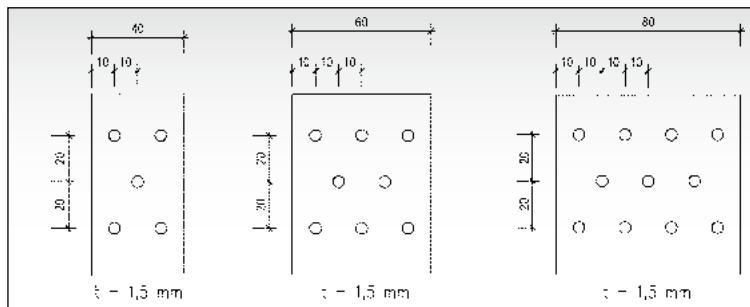

Special lengths on request.



with \*galvanised edges, therefore improved protection against rust and reduced risk of cutting injuries.

\*Can be supplied with and without galvanised edges.

Please ensure that cut-proof work gloves are worn when installing the wind bracing strips.



The wind bracing strip can be attached directly on the top or underside of the rafters.

The small thickness prevents obstruction for the fixing of the roof battens, gypsum boards, sheathing, etc.

At least 2 GH connector nails 4.0/40 are required at each crossing point with the timber structure. If one wind bracing strip is not sufficient structurally, 2 or more wind bracing strips can be arranged next to each other.

## MOUNTING STRIP IN PLASTIC BOX

| Art. No. | Dimensions [mm] |   |       |   |       | EAN     | Weight | Pallet | PU |
|----------|-----------------|---|-------|---|-------|---------|--------|--------|----|
|          | W               | x | L     | x | D     |         |        |        |    |
| 1101275  | 12              | x | 10000 | x | 0.750 | 4019346 | 0.674  | 360    | 5  |
| 1101775  | 17              | x | 10000 | x | 0.750 | 046517  | 0.942  | 360    | 5  |
| 1102575  | 25              | x | 10000 | x | 0.750 | 046524  | 1.371  | 360    | 5  |

